



RoHS
Compliant
2002/95/EC

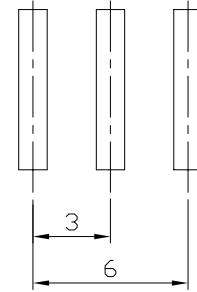
REV.	ECN.	NO.	APPD.

MODEL CODE

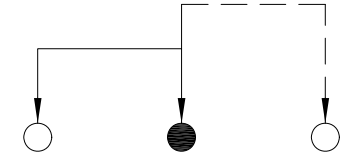
SS-12F21-GBG

Knob Type
GBG
VAA

L(mm)
~

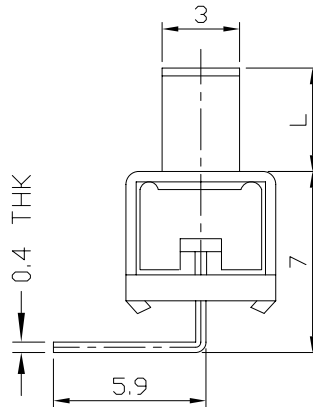
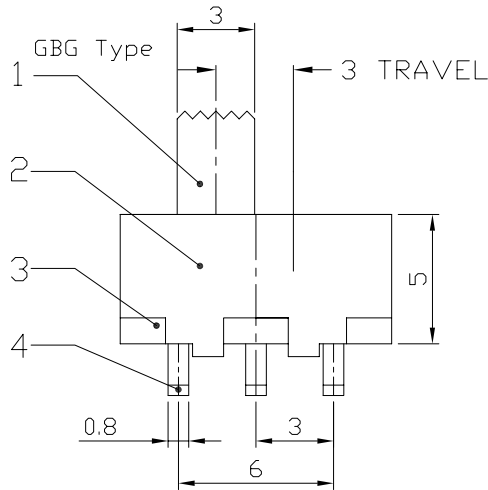
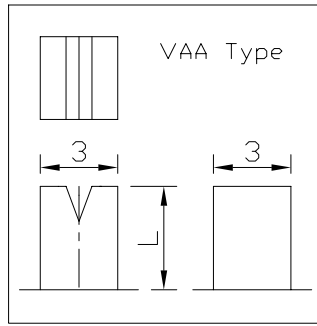
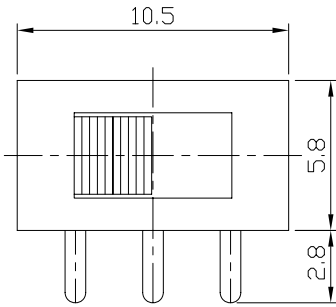


P.C.B LAYOUT
BOTTOM VIEW



CIRCUIT DIAGRAM

DIMENSIONS



ELECTRO-MECHANICAL CHARACTERISTICS

Refer to additional specifications

RATING	0.5A 50V DC
CIRCUIT	1P2T
CONTACT RESISTANCE	100mΩ MAX.
TIMING	NON-SHORTING
TRAVEL	3mm
OPERATING FORCE	180±80gf
OPERATING LIFE(cycles)	10,000

8					WITHIN 1.5mm: ±0.1mm	UNITS	mm	LCZY ELECTRONICS(SHEN ZHEN)CO.,LTD					
7					OVER 1.5mm: ±0.2mm	MAT'L							
6	CONTACT	BRASS STRIP	1	Ag PLATED		SEE NOTE		TITLE:	PART NO.:				
5	SPRING	STEEL WIRE	1	NATURAL				SLIDE SWITCH / VERTICAL	SS-12F21				
4	TERMINAL	BRASS STRIP	3	Ag PLATED				DR:	2015/05/22	DWG NO.:	ADL-12F21		
3	BASE	PHENOLIC RESIN	1	NATURAL				CHKD:	2015/05/22				
2	FRAME	STEEL STRIP	1	BLACK				APPD:		SCALE	SHEET	REV.	CUSTOMER
1	KNOB	POM	1	BLACK						3:1	1/1	A	DRAWING
NO.	PARTS	MATERIAL	Q'TY	FINISHING									

THESE DRAWINGS AND SPECIFICATIONS ARE THE PROPERTY OF ACCURATE INNOTECH INC AND SHALL NOT BE REPRODUCED, COPIED OR USED IN ANY MANNER WITHOUT THE PRIOR WRITTEN CONSENT OF ACCURATE INNOTECH INC.

