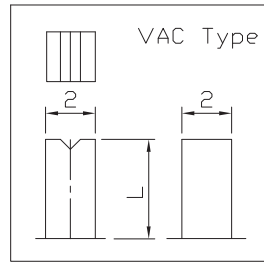
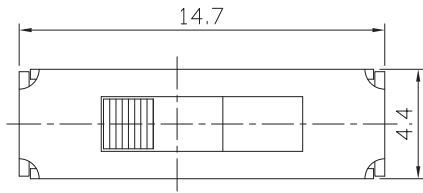
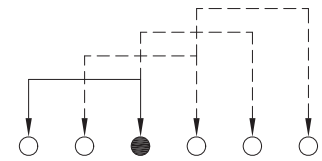
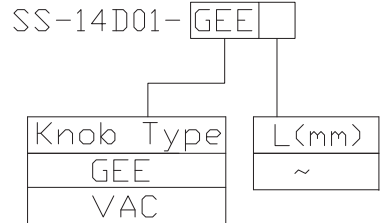


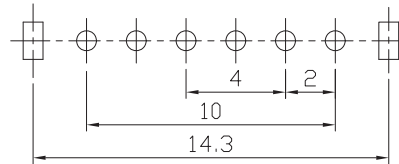
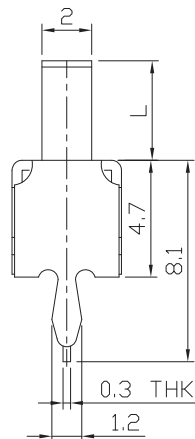
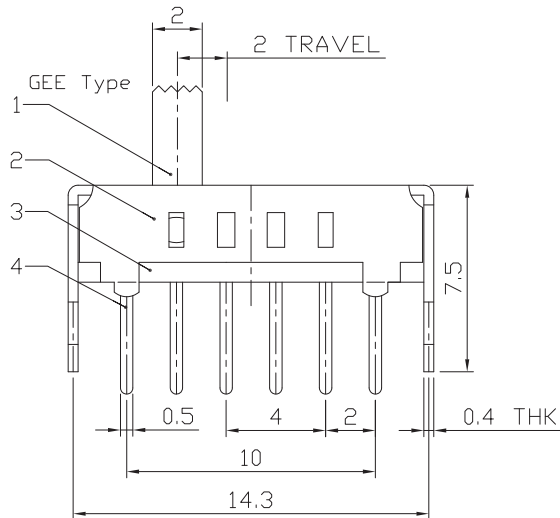
RoHS



MODEL CODE



CIRCUIT DIAGRAM
CHARACTERISTICS



P.C.B LAYOUT
BOTTOM VIEW

Height(高度) :

NO.1	
PART NO	L
	X

Main technical specifications:

Rated load(额定负荷):	DC 50V 0.3A									
Contact impedance(接触阻抗):	100m MAX									
Insulation impedance(绝缘阻抗):	100M MIN									
TIMING	NON-SHORTING									
OPERATING LIFE(电气寿命):	100,000 cycles									
Usage temperature(使用温度):	-25 to 85									
CIRCUIT	1P4T									
Trip(行程):	2 ± 0.2mm									
Operating force(操作力):	<table border="1"> <tr> <td>1</td> <td>2</td> <td></td> </tr> <tr> <td>3</td> <td>4</td> <td>250 ± 100g</td> </tr> <tr> <td>5</td> <td>6</td> <td></td> </tr> </table>	1	2		3	4	250 ± 100g	5	6	
1	2									
3	4	250 ± 100g								
5	6									

public errand(公差) : ±0.2mm unit(单位) : mm

LCZY ELECTRONICS(SHEN ZHEN)CO.,LTD

COPYRIGHT RESERVED,PLEASE DO NOT COPY.

PART NAME		SWITCH		DRAWING	G.L CHEN	DWG.No.	LCZY
PART NO.		SS-14D01		CHECK	Z.LIU	REV.	A1
UNIT :	TOLERANCE	OTHERWISE	UP TO 5	ANGLE	APPROVAL	DATE	SS-09-2019
			ABOVE 5~30				
mm			ABOVE 30		SCALE	PAGE	1 OF 1
			ANGLE		2:1		

SS-14D01-