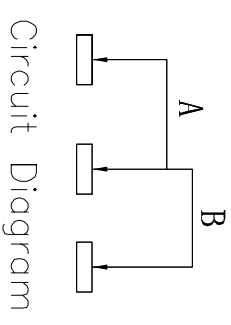
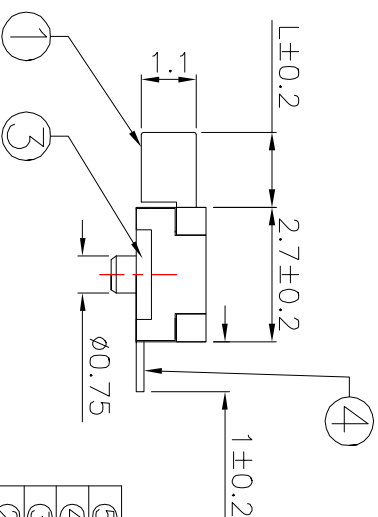
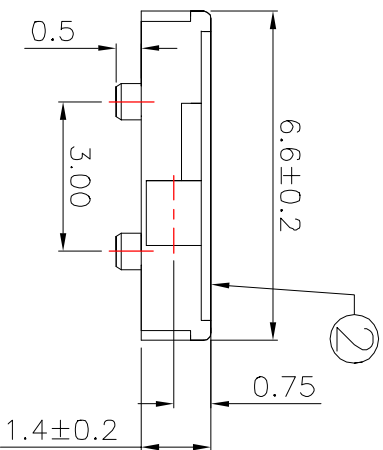


PCB Layout(Pattern TOP)



Circuit Diagram



PART NO.	L	Operating force
K3-1290S-E2	1.5	160±50gf
K3-1290S-J2	2.3	

ITEM	PART NAME	TER'NO.	QTY.	MATERIAL	FINISHING	REMARK
⑤	Contact Spring	—	1	Beryllium copper	Ag Plated	—
④	Terminal	—	3	Brass Strip	Ag Plated	—
③	Base	—	1	NYLON	Black	—
②	Cover	—	1	SUS	Natural	—
①	KNOB	—	1	NYLON	White	—

APPROVALS		DATE	TITLE:	
DRAWN	S.L.L	2020.1.03	TOGGLE SWITCHES	
CHECKED			PART NO. K3-1290S	

ECN NO.	REV.	DATE.	DESCRIPTION.	CHANGE.	CHECK.	APPRO.	TOLERANCES ARE	30±0.1±0.1	±0.30	ANGLE	PART NO.	SCALE: 1:1	PROJ. SHEET 1 OF 1
	A		NEW				10~30	±0.20					
	A						5~10	±0.15	±2'				