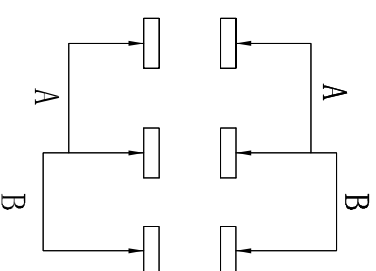
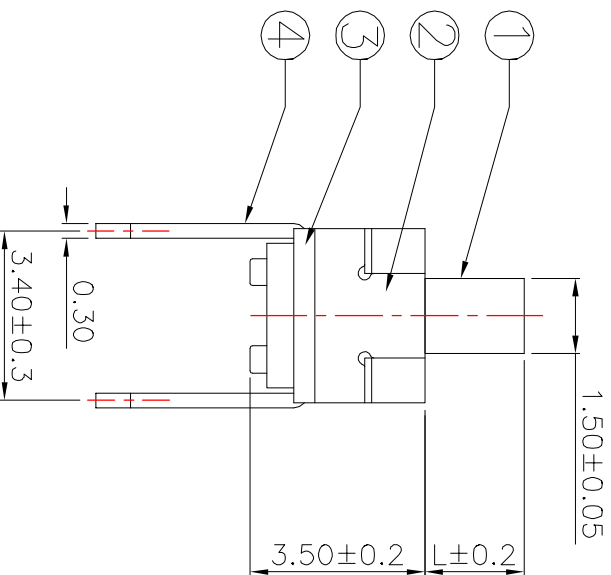
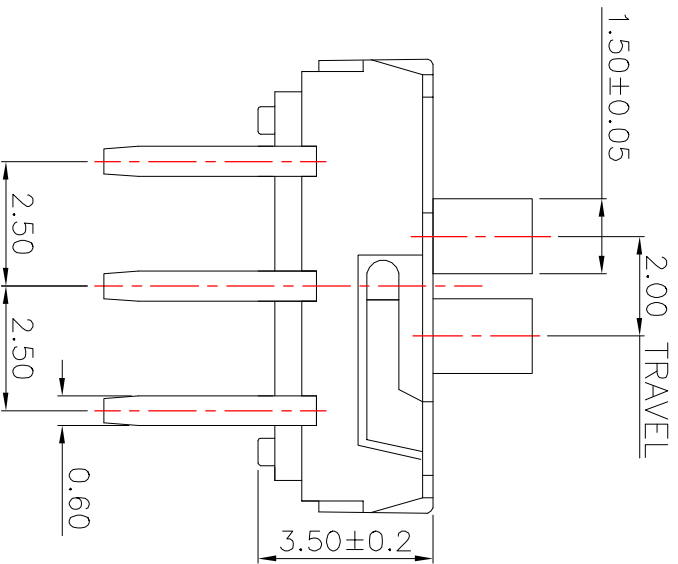


PCB Layout(Pattern side)



Circuit Diagram



PART NO.	L	Operating force
K3-2235D-F1	2	200±100gf
K3-2235D-K1	3	
K3-2235D-L1	4	

ITEM	PART NAME	TER'NO.	QTY.	MATERIAL	FINISHING	REMARK
⑤	Contact Spring	—	2	Beryllium copper	Ag Plated	—
④	Terminal	—	6	Brass Strip	Ag Plated	—
③	Base	—	1	NYLON	Black	—
②	Cover	—	1	SUS	Natural	—
①	KNOB	—	1	NYLON	White	—

APPROVALS		DATE	TITLE:
DRAWN	S.L.L	2019.11.03	TOGGLE SWITCHES

ECN NO.	REV.	DATE.	DESCRIPTION.	CHANGE.	CHECK.	APPRO.
	A		NEW			

APPROVALS		PART NO.	SCALE:	PROJ.
CHECKED			1:1	①
TOLERANCES ARE	30~125 ±	±0.30	UNIT: mm	DRAWING NO.
	10~30	±0.20		
	5~10	±0.15		
	~5	±0.10		