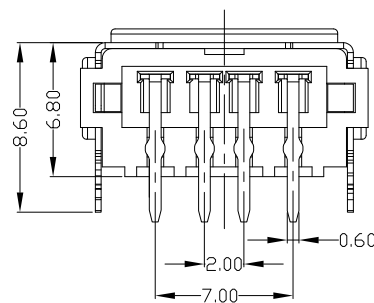
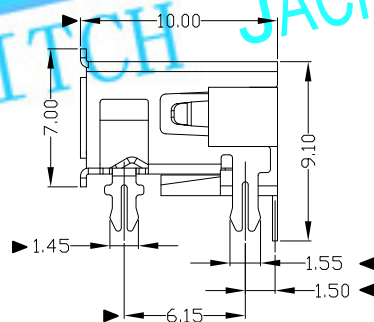
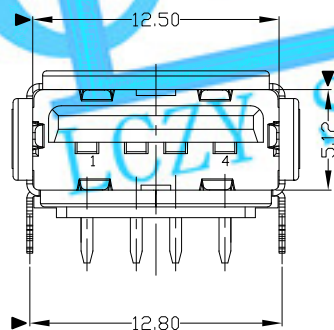
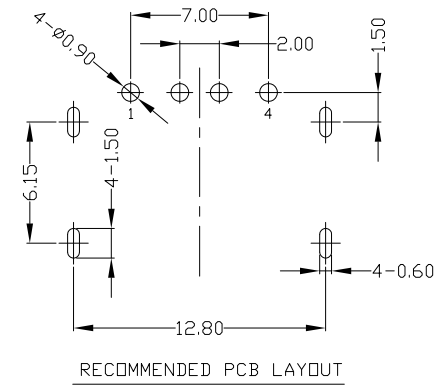
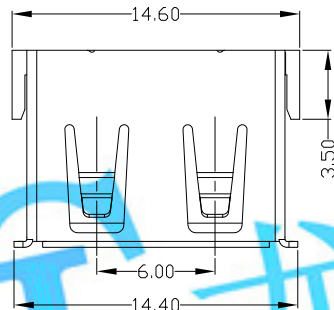




RoHS  
Compliant  
2002/95/EC

REV	LTR	DESCRIPTION	DATE	REVISER	APPD



龙创中业  
开关 || 插座 || 连接器  
JACK CONNECTOR

NOTES:

- ELECTRICAL:
  - VOLTAGE CURRENT RATING: 2AMP, 30V AC;
  - INSULATION RESISTANCE: 1000MΩ, MIN;
  - CONTACT RESISTANCE: 30mΩ MAX;
  - WITHSTANDING VOLTAGE: 500V AC;
  - OPERATING TEMPERATURE: -55°C TO +85°C.
- Mechanical:
  - Mating Force: 35N MAX
  - Unmating Force: 10N MIN.
- NOTE: 1. DIMENSIONS MARKED "▼" TO BE CHECKED BY Q.C & IPQC.
- PART NO.

USAF-04\*N-1\*R624

1: Au 1U\*  
6: Au 30U\*

W: WHITE  
B: BLACK

1: PBT  
2: PA6T  
3: PA9T  
4: LCP

Bill of materials:

NO	PARTS	MATERIAL	QTY	FINISHING	X.	X.*	UNITS
3	HOUSING	PBT+30%GF	1	UL94V-0	X. ±0.35	X.* ±2'	mm
2	SHELL	COPPER ALLOY/SPCC	1	PLATED NICKEL	.X ±0.30	.X* ±1'	MAT'L
1	TERMINAL	COPPER ALLOY	4	PLATED GOLD/TIN	.XX ±0.25	.XX*	SEE NOTE
					.XXX ±0.15	.XXX*	FINISH
					<small>THESE DRAWINGS AND SPECIFICATIONS ARE THE PROPERTY OF ACCURATE INNO TECH INC AND SHALL NOT BE REPRODUCED, COPIED OR USED IN ANY MANNER WITHOUT THE PRIOR WRITTEN CONSENT OF ACCURATE INNO TECH INC.</small>		SEE NOTE
							Q'TY

LONGCHUANG ZHONGYE (HK) CO., LIMITED			
TITLE: USB AF DIP 90度 10.0四只脚插板		PART NO.: USAF-04*N-1*R624	
DR: gan 2013/5/9		DWG NO.: AII-R624	
CHKD: gan 2013/5/9		SCALE	SHEET
APPD:		1:1	1/1
		REV.	CUSTOMER DRAWING
		B	