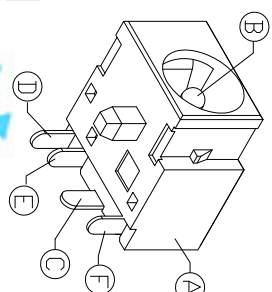





RoHS  
Compliant  
2002/95/EC

DIMENSIONS



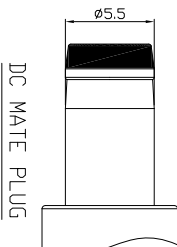
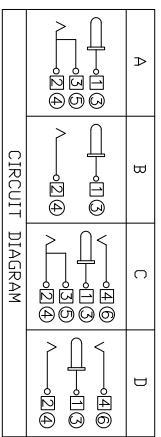
MODEL CODE:

DCB0-0044K- C □ 9T BK S 0 4

- (1) Series type: J1P DC POWER JACK.
- (2) Series No.
- (3) Schematic option: A, B, C, D
- (4) Center pin diameter: G=φ1.65, H=φ2.0, J=φ2.5
- (5) Material of housing: PB=PBT, 9T=PA9T
- (6) Housing color: BK=Black (Standard)
- (7) Terminal plating: S=Silver(Ag) (Standard)
- (8) Special option: 0=No special option
- (9) Packing mode: H=Housing is Halogen Free
- 3=Plastic box packing
- 4=Bag packing

SPECIFICATION:

- 1.Rating : DC 20V 3A;
- 2.Contact resistance: ≤50mΩ;
- After test:≤100mΩ
- 3.Insulation resistance: ≥100MΩ (DC500V);
- After test:≥50MΩ
- 4.Withstand voltage: 500VAC ;
- 5.Insertion and extraction force: 3-30N;
- 6.Life test: 5,000 cycles;
- 7.Operation temperature range:-20°C~70°C;
- 8.Preservation temperature range:-40°C~85°C;



RECOMMENDED P.C.B. LAYOUT  
UNSPECIFIED TOLERANCE:±0.05  
(TDP VIEW)

○: ITEM NO. □: TERMINAL NO.

ITEM NO.	TERMINAL NO.	UNIT	TOLERANCE	ANGLES	FINISH	SEE NOTE
④	Tip spring-2	1	Ag-Plating			
③	Shunt terminal	1	Ag-Plating	±5°		
②	Tip spring-1	1	Ag-Plating	±3°		
①	Center pin contact	1	Ag-Plating	±2°		
⑧	Center pin	1	Ni-Plating			
⑨	Housing	1	BLACK			

UNIT	mm
MAT'L	SEE NOTE
FINISH	SEE NOTE
Q'TY	SEE NOTE

Model No.	G	H	J
CENTER PIN	φ1.65	φ2.0	φ2.5

TITLE:	PART NO.:
DIP DC POWER JACK	DCB0-0044K

DR:	DWG NO.:
Stacy 2019/04/29	AB0-0044K

CHKD.:	SCALE	SHEET	REV.
Stacy 2019/04/29	1:1	1/1	A

LONGCHUANG ZHONGYE (HK)CO.,LIMITED

CUSTOMER DRAWING